




WPS FACE MOUNTED SYSTEM

3/8" & 3/4" SHADOWLINE FACE MOUNTED SYSTEMS



Material Types: Solid Phenolic, Plastic Laminate, Acrylic, Wood Veneer and Laminated Glass Panel

Benefits: Complete Design Flexibility, Maintenance Free with 10 Year Warranty, Easy Installation

www.wallpanelsystems.net

THE MOST POWERFUL WE HAVE EVER DESIGNED AND ENGINEERED

Our new Face Mounted System, (FMS), is designed not only with the installer in mind, but the end user as well. This system features a new, non-progressive installation process to maximize efficiency while maintaining the aesthetic appeal of our popular Shadowline system. With an average installation time savings of over 30%, the Face Mounted System is the perfect solution for keeping overall project costs down.

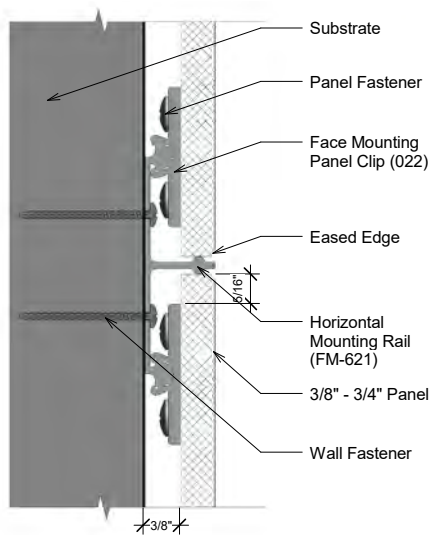


FACE MOUNTED SYSTEM

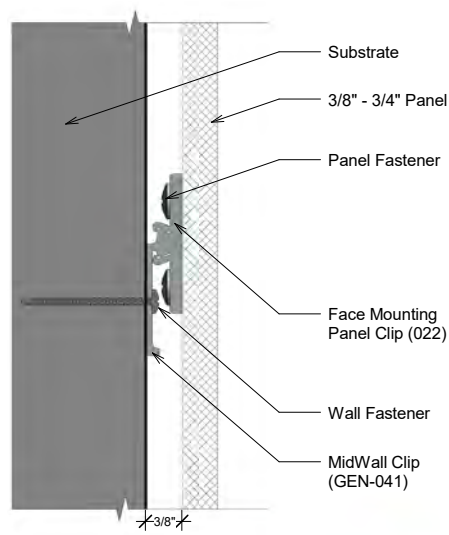


More Value

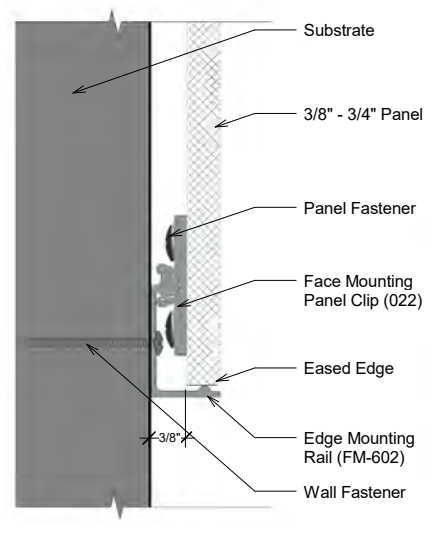
Utilizing our patented, non-progressive installation method, the WPS Face Mounted System is a great solution for any interior design with the freedom to choose a variety of panel options and the ability to install, remove, or replace any panel without affecting adjacent panels. Each panel will come prefabricated, labeled per WPS shop drawings with clips factory installed on the back of each to create a simple and effective two step installation process. The Face Mounted System aims to significantly minimize installer field work like cutting or trimming panels, adjusting alignment, etc., if not eliminate it entirely.



Horizontal Joint



Mid-Wall Clip




Edge Trim

ABOUT WPS

We are focused on the customer, listening to the issues and challenges, then solving those with innovative products and services of unmatched quality and functionality. It is our goal to continually innovate in order to make your job easier. We involve all of our resources to develop, design, and engineer systems that our customers, architects, and designers come to trust as viable solutions to their design needs.

WPS provides easy-to-install, economic, beautiful, and durable wall panel solutions for industrial, institutional and commercial interiors and exteriors where continuous wall surface coverage is required. No matter the size or scope, WPS works with architects, designers, and clients on their shared vision to make each project a success.

We take pride in providing premium products, better selection, and exceptional service. Our sales support team is trained and knowledgeable in all technical aspects of the industry so that your rapport with WPS adds value to your business.



Toll Free: 877-333-4WPS

Email: support@wallpanelsystems.net

Website: www.wallpanelsystems.net



AWI ARCHITECTURAL
WOODWORK
INSTITUTE

